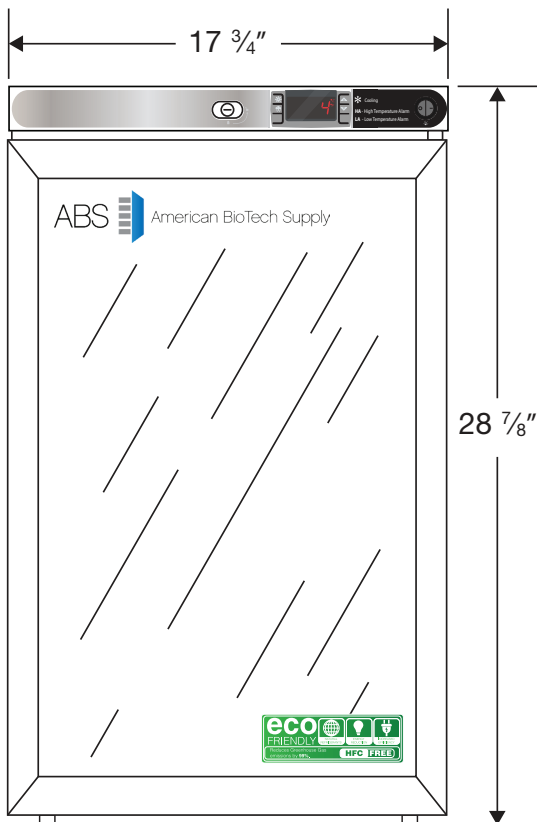



CUTSHEET

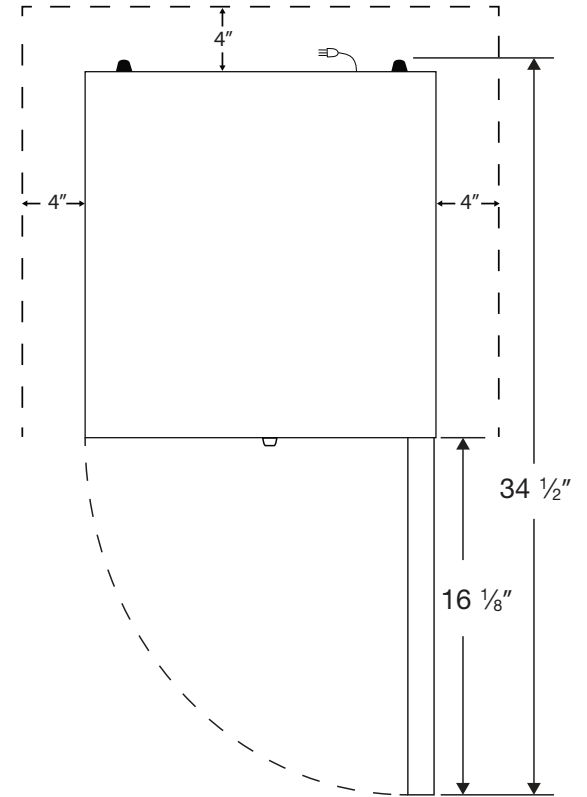
Front View



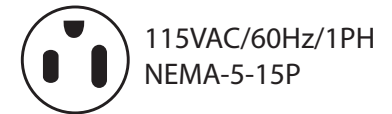
Side View



Top View



NOTE: Ventilation Requirements – Minimum 4" clearance on sides and back



Cu. Ft	Defrost	Door	Int Door	Shelves	W"	D"	H"	Refrigerant	H.P.	Amps	Weight
2.5	Cycle	1 Glass	0	4 Adj	17 3/4	19 1/2	28 7/8	R600a	1/8	.90	68 lbs.