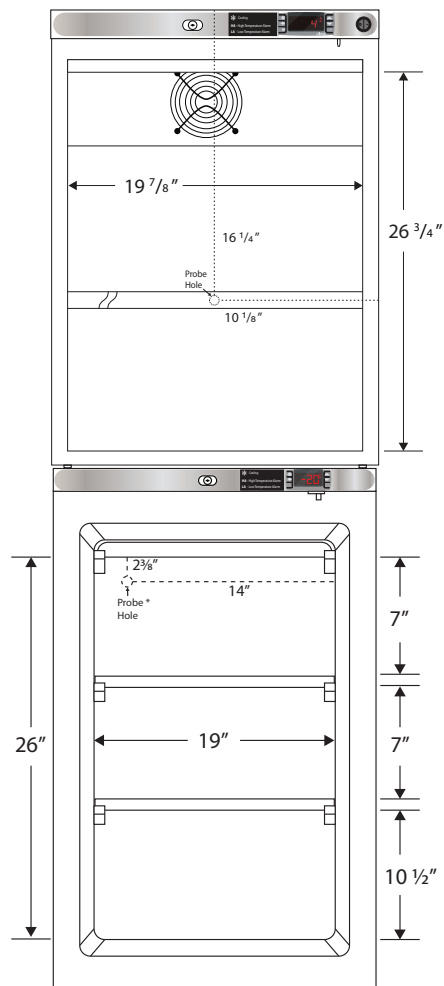
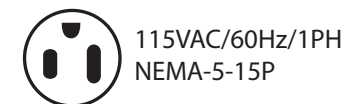
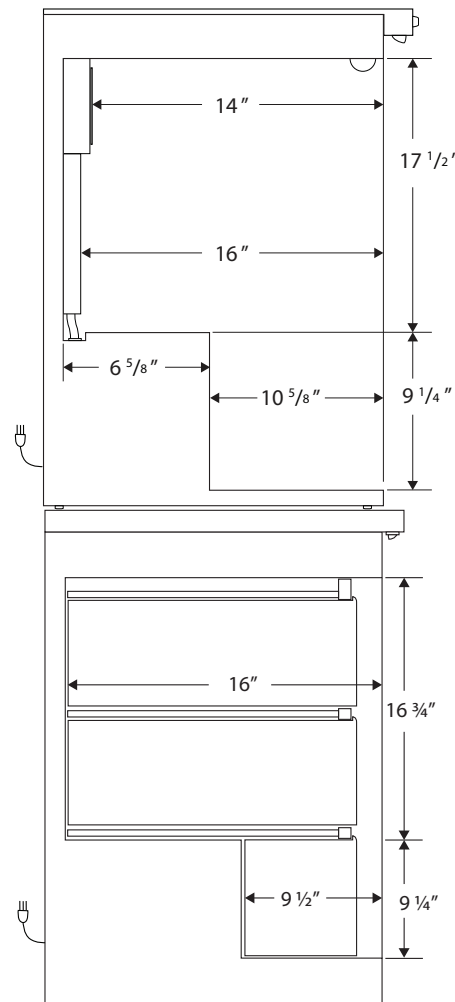


CUTSHEET

Front View



Side View



Compartment	Cu. Ft	Defrost	Door	Int Door	Shelves	Interior Dim.			Refrigerant	H.P.	Amps	Weight
						W"	D"	H"				
Refrigerator	5.2	Cycle	1 Glass	0	3 Adj	19 7/8	16	26 3/4	R600a	1/6	1.3	186 lbs.
Freezer	4	Manual	1 Solid	0	2 Fixed	19	16	26		1/8	1.4	

Note: Interior dimensions are estimates and subject to change without notice